

onnetwork.tv

Using more player's on website

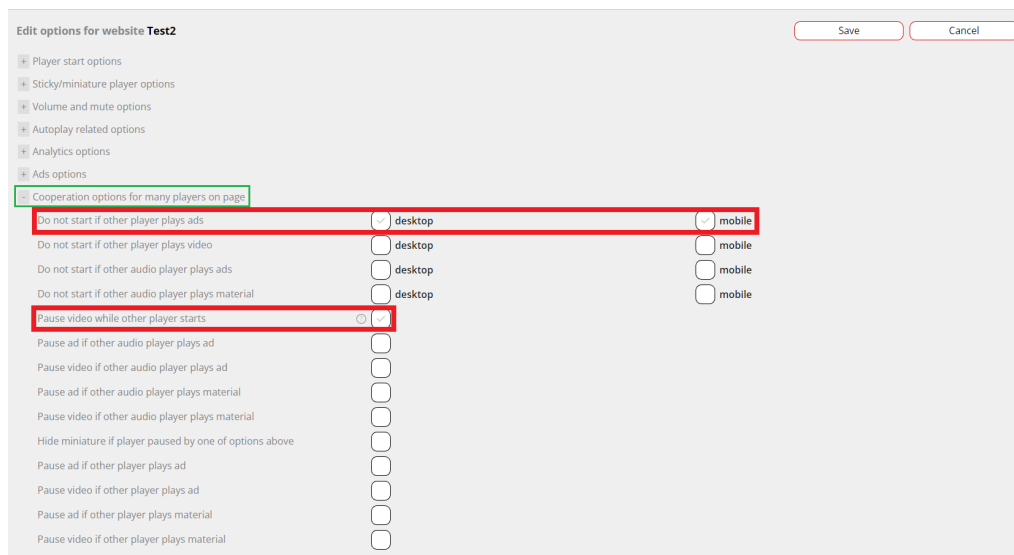
1. When using more than 1 player on a page, we recommend using it with single article videos and an additional playlist or widget at the bottom of the page, which will start automatically with the thumbnail providing the advertisement, while the video will only start when it is visible and the playlist/widget stops providing the thumbnail.

Follow this link to see how such settings work
[\[Example\]](#)

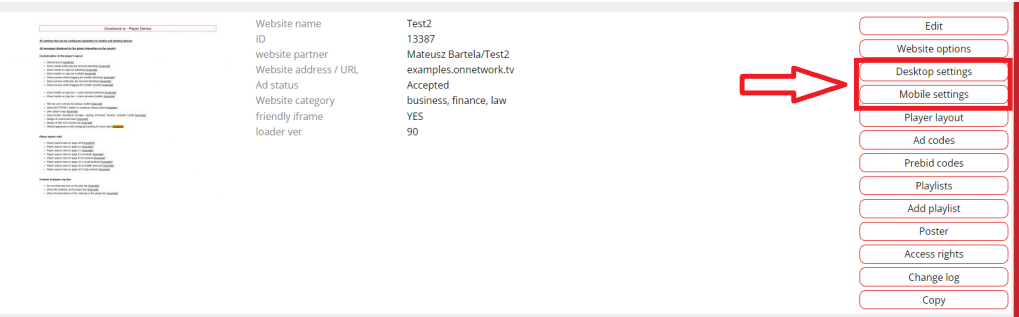
First, go to Website Option



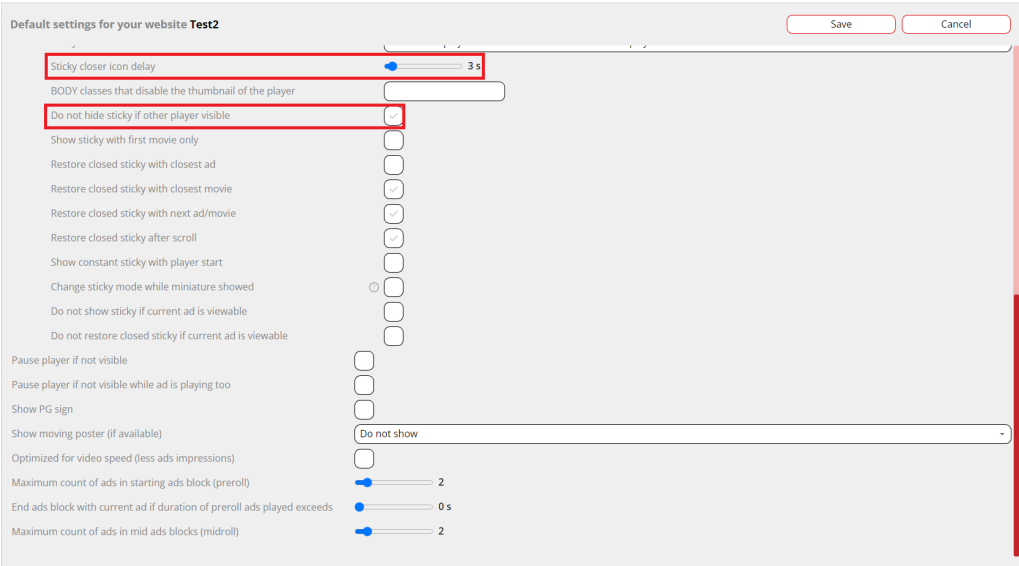
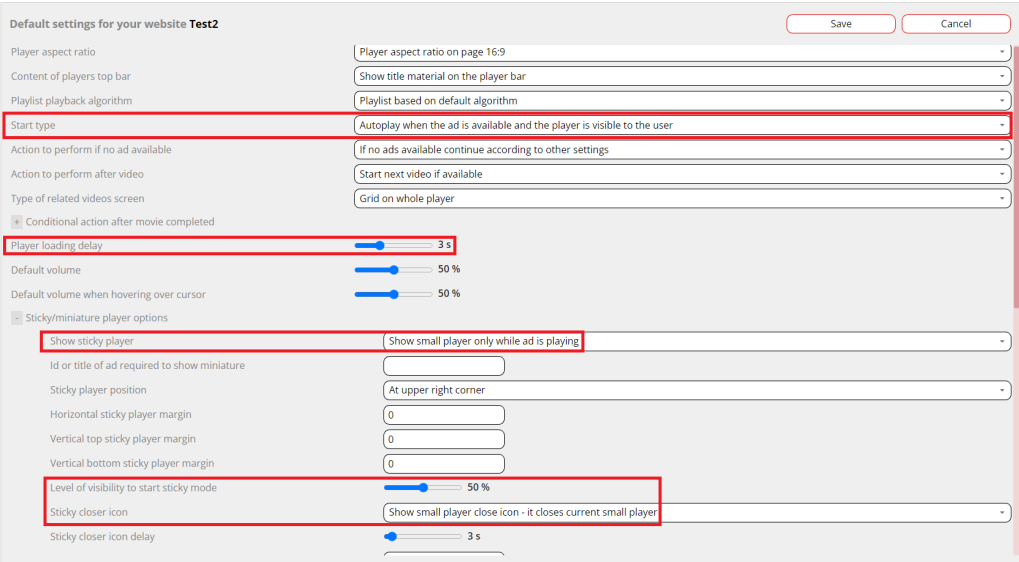
and select the options shown in the appendix.



Then go to the **website** desktop/mobile settings




and set those options as marked below



Then configure in **playlist** desktop/mobile settings

Website playlist **Test2**

Add playlist



Name
playlist test

Playlist number
3435

Website
Test2

Tags
sport

Auto addition
YES (5)

The Broadcasting code for the playlist:
`<script type="text/javascript" src="https://video.onnetwork.tv/embed.php?sid=M2k3LDAsd0Yr"></script>`

Copy

Modify code

Edit

Desktop settings!

Mobile settings!

Manage

Auto added

Copy playlist

Remove

and set those options as marked below

Default settings for playlists **playlist test** for website **Test2**

Save

Cancel

Player aspect ratio
Player aspect ratio on page 16:9

Content of players top bar
Show title material on the player bar

Playlist playback algorithm
Playlist based on default algorithm

Start type
Autoplay when the ad is available

Action to perform if no ad available
If no ads available continue according to other settings

Action to perform after video
Start next video if available

Type of related videos screen
Grid on whole player

Conditional action after movie completed

Player loading delay
0 s

Default volume
3 %

Default volume when hovering over cursor
3 %

Sticky/minutiae player options

Show sticky player
Show small player only while ad is playing

Id or title of ad required to show miniature

Sticky player position
At upper right corner

Horizontal sticky player margin
0

Vertical top sticky player margin
0

Vertical bottom sticky player margin
0

Level of visibility to start sticky mode
51 %

Sticky closer icon
Show small player close icon - it closes current small player

Sticky closer icon delay
3 s

Default settings for playlists **playlist test** for website **Test2**

Save

Cancel

Sticky closer icon
Show small player close icon - it closes current small player

Sticky closer icon delay
3 s

Do not hide sticky if other player visible
☒

Show sticky with first movie only
☐

Restore closed sticky with closest ad
☐

Restore closed sticky with closest movie
☐

Restore closed sticky with next ad/movie
☒

Restore closed sticky after scroll
☐

Show constant sticky with player start
☐

Change sticky mode while miniature showed
☐

Do not show sticky if current ad is viewable
☐

Do not restore closed sticky if current ad is viewable
☐

Pause player if not visible
☐

Pause player if not visible while ad is playing too
☐

Show PG sign
☐

Show moving poster (if available)
Do not show

Optimized for video speed (less ads impressions)
☐

Maximum count of ads in starting ads block (preroll)
2

End ads block with current ad if duration of preroll ads played exceeds
0 s

Maximum count of ads in mid ads blocks (midroll)
2